






ENDURANCE GOLD
CORPORATION
TSX.V - EDG

RELIANCE PROPERTY
Gold Bridge, B.C.
Geology & Interpreted Structures



Carpenter Lake

PROPERTY BOUNDARY

-  Known Gold Occurrences
-  Thrust Fault / Shear (Observed & Interpreted)
-  Structural Lineament (Interpreted)

Gold Bridge
4 km

McDonald Cr.

Nemo

Camp Cr.

Camp

Treasure

Royal Shear

Steep Creek


Steep

Unmapped Geology

GEOLOGY

-  Chert & Argillite
-  Volcanics - primarily Andesite
-  Observed Alteration and/or Shearing

0 0.5 1 1.5 km



Topographic contour interval = 50 m